

## Thermally stable Ru-Si-O gate electrode for AlGaIn/GaN HEMT

E. Kaminska<sup>\*1</sup>, A. Piotrowska<sup>1</sup>, A. Szczesny<sup>2,1</sup>, A. Kuchuk<sup>1</sup>, R. Lukasiewicz<sup>1</sup>, K. Golaszewska<sup>1</sup>, R. Kruszka<sup>1</sup>, A. Barcz<sup>1,3</sup>, R. Jakiela<sup>3,4</sup>, E. Dynowska<sup>3</sup>, A. Stonert<sup>5</sup>, and A. Turos<sup>4,5</sup>

<sup>1</sup> Institute of Electron Technology, Al. Lotnikow 32/46, Warszawa 02-668, Poland

<sup>2</sup> Warsaw University of Technology, Institute of Microelectronics & Optoelectronics, ul. Koszykowa 75, Warszawa 00-662, Poland

<sup>3</sup> Institute of Physics, PAS, Al. Lotnikow 32/46, Warszawa 02-668, Poland

<sup>4</sup> Institute of Electronic Materials Technology, 133 Wolczynska, Warszawa 01-919, Poland

<sup>5</sup> Soltan Institute for Nuclear Studies, Hoza 69, Warszawa 00-681, Poland

Received 14 September 2004, accepted 20 September 2004

Published online 18 February 2005

PACS 68.60.Dv, 73.40.Le, 73.61.Cw, 81.15.Cd, 85.30.Tv

We have developed the deposition and studied the electrical characteristics, microstructure and thermal reliability of Ru-based contacts on n-type GaN as well as on AlGaIn/GaN HEMT heterostructure. Ru, RuO<sub>2</sub> and Ru-Si-O layers were deposited by reactive magnetron sputtering and annealed up to 900 °C. Amorphous, conducting RuSiO<sub>4</sub> contacts with their extremely low reverse currents and thermal stability up to 900 °C, show great potential for use as Schottky contacts to n-type GaN and gate electrodes for AlGaIn/GaN HEMT in high temperature, high power applications.

© 2005 WILEY-VCH Verlag GmbH & Co. KGaA, Weinheim

### 1 Introduction

Reliable Schottky contacts for AlGaIn/GaN high electron mobility transistor (HEMT) should use metallisation that is highly conductive, stable in contact with GaN, and capable to withstand treatments at elevated temperatures during device processing and further operation. Targeting high temperature applications we have chosen to study the properties of ruthenium based metallisations: elemental Ru, RuO<sub>2</sub> and Ru-Si-O. Recently several studies have demonstrated the applicability of oxidised Ru and RuO<sub>2</sub> as Schottky contact to n-GaN [1, 2]. Both Ru and RuO<sub>2</sub> are high melting point materials, characterised by low bulk resistivity and large work function. The feasibility of conducting, amorphous ternary Ru-Si-O material has been recently reported by Gasser et al. [3]. If thermally stable, the amorphous microstructure is likely to be the most effective in preventing interfacial reactions in the contact region.

In this paper we compared Ru, RuO<sub>2</sub> and Ru-Si-O Schottky contacts fabricated on n-GaN and AlGaIn/GaN HEMT heterostructure. Special attention was paid to the deposition process, which was optimised in order to achieve low resistivity layers and good adhesion to the semiconductor substrate.

### 2 Experimental details

Thin Ru, RuO<sub>2</sub> and Ru-Si-O films were prepared by reactive magnetron sputtering in DC mode from either Ru (Ru and RuO<sub>2</sub> films) or Ru<sub>1</sub>Si<sub>1</sub> (Ru-Si-O film) target in Ar-O plasma. The films were deposited

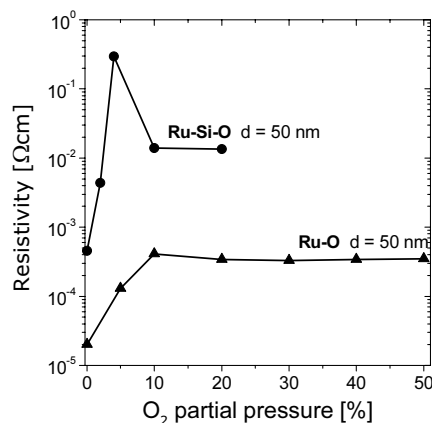
\* Corresponding author: e-mail: eliana@ite.waw.pl, Phone: +47 22 548 79 42, Fax: +48 22 847 06 31

on n-type GaN epilayers doped to  $2.5 \times 10^{17} \text{ cm}^{-3}$  and undoped AlGaIn/GaN heterostructures with 30 nm thick AlGaIn film grown by MOCVD method on sapphire. Substrates were held at room temperature. Crucial point during the deposition was to optimise the  $\text{O}_2/\text{Ar}$  ratio and the working pressure with regard to the film resistivity and adhesion to the substrate. Film thickness ranged from 50 to 100 nm. The samples were annealed at temperatures up to 900 °C in either  $\text{N}_2$  or  $\text{O}_2$  flow. For I-V measurements conventional lift-off photolithography was applied. Ti/Al metallisation annealed at 800 °C was used as the ohmic contact. The resistivity of thin metallisation films deposited on semiinsulating GaN was measured using 4-point-probe. 2 MeV  $^4\text{He}^+$  Rutherford backscattering spectrometry (RBS), secondary ion mass spectrometry (SIMS) and X-ray diffraction (XRD) with  $\text{Fe K}_\alpha$  radiation were used to analyse the microstructure of the contacts before and after heat treatments, while apparent Schottky barrier height was extracted from I-V measurements. Such procedure enabled us to determine thermal stability of these contacts in terms of microstructure and electrical parameters.

### 3 Results and discussion

#### 3.1 Resistivity and composition of Ru-based films

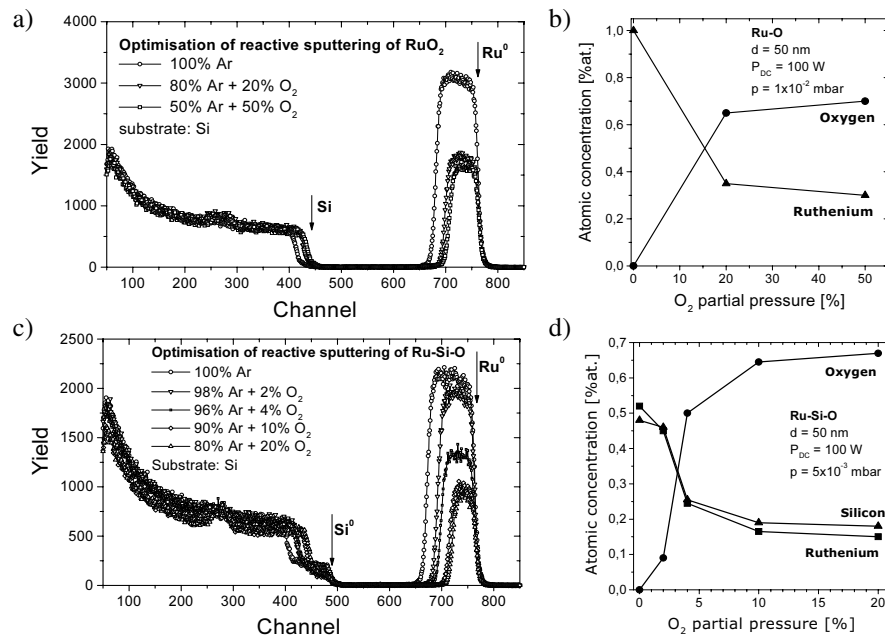
In this study the correlation between the resistivity and phase structure of Ru-based films was of primary concern. As deposited Ru films were polycrystalline. The resistivity of Ru film was  $2.0 \times 10^{-5} \Omega\text{cm}$  and stabilised at a value  $3.5 \times 10^{-4} \Omega\text{cm}$  at 20 % of oxygen. A plot of resistivity of Ru-O metallisation versus oxygen partial pressure is shown in Fig. 1. The total pressure during the deposition was  $1 \times 10^{-2}$  mbar. Figure 2a shows the RBS spectra of the corresponding Ru-O films. Changing the oxygen content from 20 to 50 % did not influence the reading. The atomic concentration of each element was calculated from RUMP simulation of RBS spectra (Fig. 2b). These showed that with only 20% of  $\text{O}_2$  the  $\text{RuO}_2$  structure was formed and the increase in oxygen's concentration did not change the situation much. It should be pointed out that the lower oxygen concentration resulted also in a better adhesion of the film. With the 50% of oxygen the films were peeling off. XRD analysis indicated that  $\text{RuO}_2$  films were nanocrystalline. The resistivity of oxygen-free Ru-Si film was  $4.5 \times 10^{-4} \Omega\text{cm}$ . It turned out that the resistivity of the Ru-Si-O after the initial increase, with the increase of  $\text{O}_2$  content in the gas mixture, got saturated at the level of  $1.3 \times 10^{-2} \Omega\text{cm}$  (Fig. 1). The depositions of Ru-Si-O films were made at a pressure  $5 \times 10^{-2}$  mbar. The films exhibited excellent adhesion to the substrate. Figures 2c and 2d show the results of RBS measurements and RUMP calculations for Ru-Si-O films. The composition of the oxygen-free film corresponds roughly to that of  $\text{Ru}_1\text{Si}_1$  target. It can be clearly noticed that only with 10% of  $\text{O}_2$  in the sputtering gas, the obtained film was actually  $\text{RuSiO}_4$ . The oxygen-saturated phase was XRD amorphous. Our results are in agreement with those of Gasser [3].



**Fig. 1** The resistivity of Ru-O and Ru-Si-O metallisations as a function of the oxygen partial pressure during reactive sputter deposition from Ru and  $\text{Ru}_1\text{Si}_1$  target, respectively.

### 3.2 Thermal stability

In order to investigate thermal stability of obtained films SIMS and resistivity measurements of annealed Ru/GaN, RuO<sub>2</sub>/GaN, RuSiO<sub>4</sub>/GaN structures were carried out. Furthermore I-V characteristics of (Ru, RuO<sub>2</sub>, RuSiO<sub>4</sub>)/AlGaIn/GaN heterostructures were measured. Such approach enabled us to observe changes at a film/substrate interface and electrical parameters of the junction that took place while increasing the temperature. Figure 3 presents SIMS profiles of as-deposited and annealed contact structures. Ru/GaN and RuO<sub>2</sub>/GaN structures demonstrated no signs of the interfacial reaction up to 800°C while RuSiO<sub>4</sub>/GaN interface was stable up to 900 °C. The resistivity of Ru-based films displayed only small fluctuations, as shown in Fig. 4. Basing only on this information it can be stated the Ru-based films exhibit excellent thermal stability both in terms of microstructure and resistivity. In order to determine the suitability of these films for a gate electrode for AlGaIn/GaN HEMT devices, I-V measurements were carried out (Fig. 5).

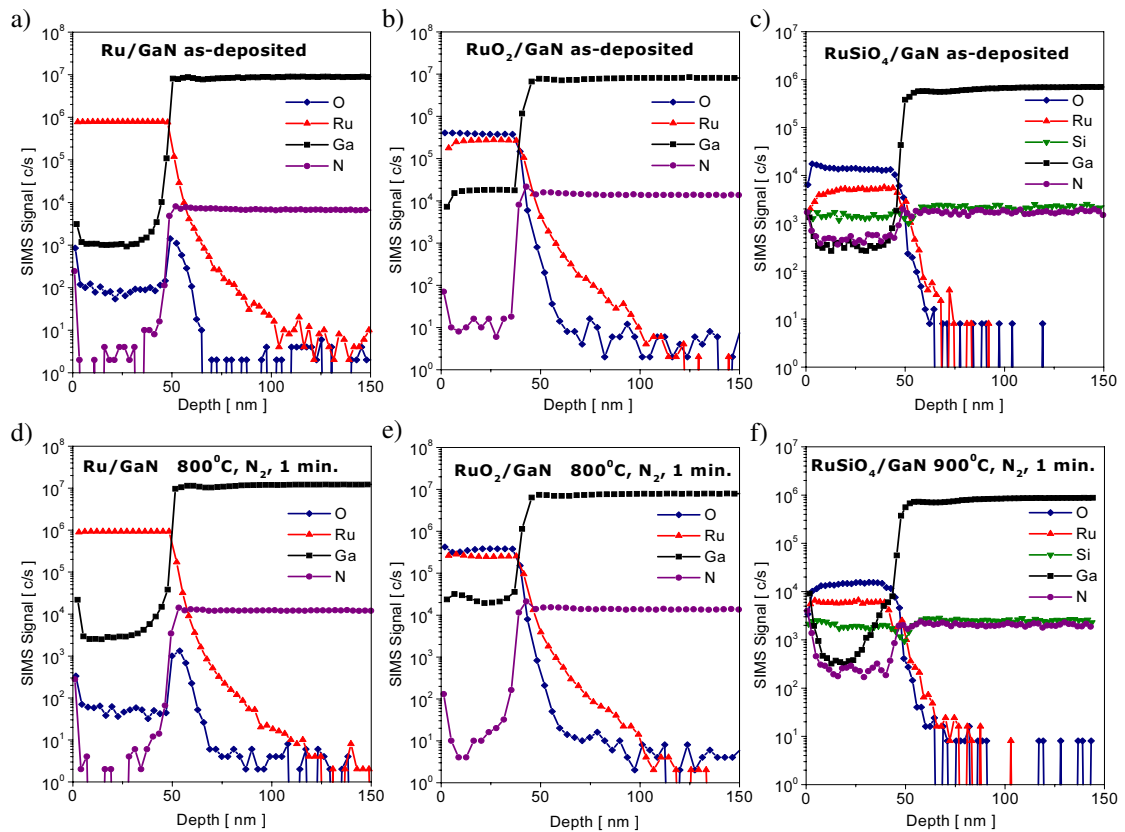


**Fig. 2** RBS spectra and percent concentration of elements in Ru-O (a, b) and Ru-Si-O (c, d) films deposited on silicon.

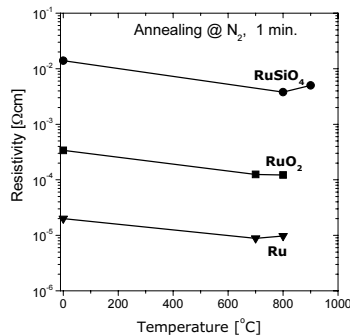
### 3.3 Electrical properties

The apparent barrier heights were calculated from I-V characteristics and the results are presented in Table 1. The values of  $\phi_B$  obtained in our work compare well with the values previously reported for Ru and RuO<sub>2</sub> metallisations [1]. The highest barrier height values were observed for RuO<sub>2</sub> contact for both GaN and AlGaIn/GaN substrates, however the lowest leakage currents were obtained for RuSiO<sub>4</sub> contacts. On the other hand it should be noted that the reverse current of Ru/AlGaIn/GaN and RuO<sub>2</sub>/AlGaIn/GaN structures was decreasing with increasing temperature. In case of Ru-SiO<sub>4</sub>/AlGaIn/GaN structure further improvement was observed after annealing at 700 °C. Generally, all

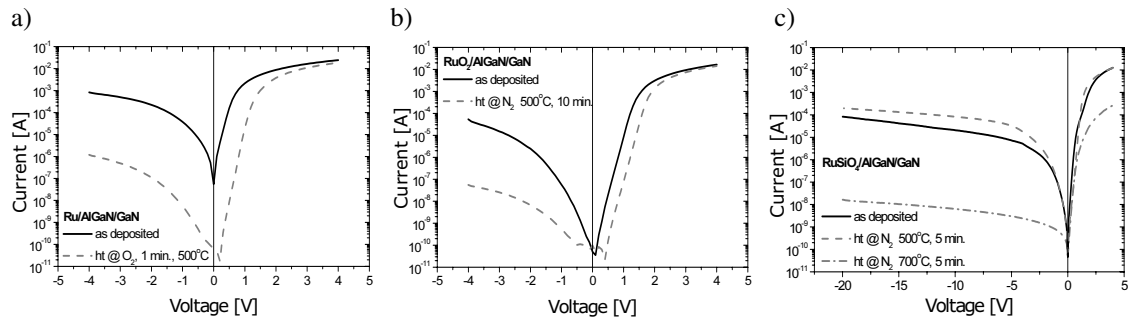
three structures showed suitability of Ru-based films for Schottky contacts to AlGaIn/GaN heterostructure. Of the investigated contacts, RuSiO<sub>4</sub> showed superior thermal stability, which combined with low resistivity and stability of the contact/substrate region at high temperatures, makes it the perfect choice for AlGaIn/GaN HEMT devices targeting high-temperature applications. Further investigations will focus on the optimisation of the semiconductor surface treatment to increase the effective Schottky barrier height.



**Fig. 3** SIMS depth profiles of Ru-based metallisations on GaN: a) as-deposited Ru film, b) as-deposited RuO<sub>2</sub> film, c) as-deposited RuSiO<sub>4</sub> film, d) Ru contact annealed at 800 °C, e) RuO<sub>2</sub> contact annealed at 800 °C, f) RuSiO<sub>4</sub> contact annealed at 900 °C.



**Fig. 4** The resistivity of Ru, RuO<sub>2</sub> and RuSiO<sub>4</sub> films as a function of annealing temperature.



**Fig. 5** I-V characteristics of Ru-based contacts to AlGaN/GaN HEMT heterostructures: a) Ru contact, b) RuO<sub>2</sub> contact and c) RuSiO<sub>4</sub> contact.

**Table 1** The apparent Schottky barrier heights of Ru-based contacts to n-GaN and AlGaN/GaN structures.

Contact	The apparent $\phi_B$ [eV]
Ru/GaN	0.74
RuO <sub>2</sub> /GaN	0.82
RuSiO <sub>4</sub> /GaN	0.71
Ru/AlGaN/GaN	0.60
RuO <sub>2</sub> /AlGaN/GaN	0.89
RuSiO <sub>4</sub> /AlGaN/GaN	0.72

## 4 Conclusions

It has been demonstrated that Ru-based metallisations are thermally stable in contact with GaN-based compounds. In particular, amorphous, conducting RuSiO<sub>4</sub> films show extremely low reverse currents and thermal stability up to 900 °C, which makes them attractive candidates for thermally stable Schottky contacts to n-type GaN and gate electrodes for AlGaN/GaN HEMT in high power devices.

**Acknowledgements** The research was supported by grants from the State Committee for Scientific Research 3 T11B 008 026 and from the European Commission DENIS G5RD-CT-2001-00566.

## References

- [1] C. M. Jeon and J.-L. Lee, *J. Appl. Phys.* **95**, 698 (2004).
- [2] S.-H. Lee, J.-K. Chun, J.-J. Hur, J.-S. Lee, G.-H. Rue, Y.-H. Bae, S.-H. Hahm, Y.-H. Lee, and J.-H. Lee, *IEEE Electron Dev. Lett.* **21**, 261 (2000).
- [3] S. M. Gasser, E. Kolawa, and M.-A. Nicolet, *J. Appl. Phys.* **86**, 1974 (1999).